

## Goonhavern Primary School - Computing

**TOPIC: What Technological Advances Changed Travel and Leisure?**

**YEAR: 5**

**STRAND: Digital Literacy**

What should I know already?	What will I know by the end of the unit?
<ul style="list-style-type: none"> <li>How animations are created by hand.</li> <li>Knowledge of the different techniques used to create an animation.</li> <li>How to add a background and sound to an animation.</li> <li>Understand the process of Onion Skinning in animation.</li> <li>How to produce a short animation video.</li> </ul>	Identify the purpose of writing their own blog and blog key features.
	How to effectively plan the design, theme, layout and write content for their own blog.
	Consider the impact of their visual design upon their intended audience.
	Understand the importance of regularly updating their blog.
	Work collaboratively with others to contribute towards each other's blogs.

### School Values



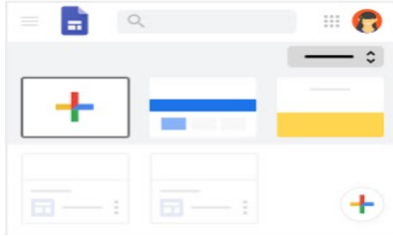
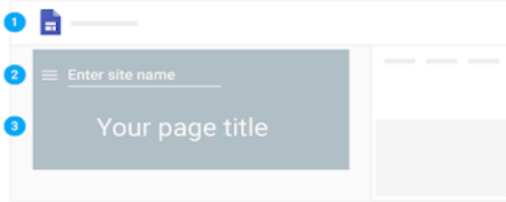
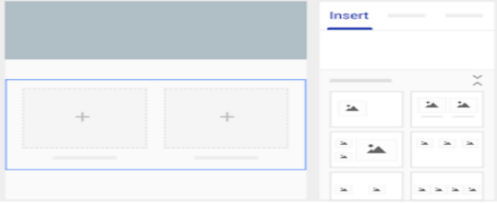
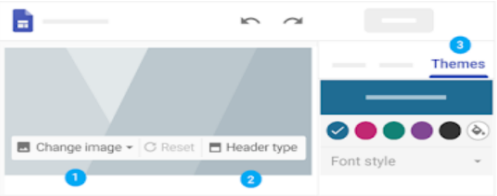


### Five Ways to Wellbeing



### Vocabulary

Google Site	A structured wiki- and Web page-creation tool offered by Google. It allows you to create simple web sites that support collaboration between different editors.
Template	A pre-set format for a document of file.
Layout	The arrangement of texts and graphics.
Audience	In blogging, it is the readership of the blog.
Blog	A regularly updated website or webpage, run by an individual or small group, that is written in an informal style.
Navigation Menu	A navigation bar is a section of a graphical user interface intended to aid visitors in accessing information
Nesting	Where information is organised in layers, or where objects contain other similar objects.
Collaborative	Produced by or involving two or more people working together.
Home Page	A document that serves as a starting point on a Web site

Banner	A narrow horizontal or vertical image advertisement on a web page.
Logo	A symbol or graphic representation of an organisation.
Content	The textual, aural, or visual content published on a website.

Image/diagram that helps me to articulate my knowledge/understanding	Possible ideas
<p>Select a template or start with a blank.</p>  <p>Name different parts of your site.</p>  <p>Select a layout.</p>  <p>Select a background image, header type, and theme.</p>  <p>Add, reorder, and nest pages.</p>  <p>Set up site navigation.</p> 	<p>Children after being taught how to use Google Site could as part of a home learning project create their own blog about a passion or interest. Children might be encouraged to maintain their blogs independently, particularly as a portfolio of their independent learning within and beyond the school's curriculum.</p> <p>A school trip, or visit could provide source material for a blog post or series. Additionally, pupils could, during a residential, post a live blog.</p> <p>The class blog could be taken over by the children and the images, audio and media included in the blogs could be based on other classroom activities.</p> <p>Consider involving pupils in the 100 Word Challenge (see <a href="http://100wc.net">http://100wc.net</a>), in which each pupil responds to the weekly creative writing challenge set by former headteacher Julia Skinner.</p> <p>Consider enrolling your class in David 'Deputy' Mitchell's quadblogging project (<a href="http://www.quadblogging.com">www.quadblogging.com</a>), in which your class is linked with three others worldwide, taking turns to read and comment on the other classes' blogs.</p>

--	--